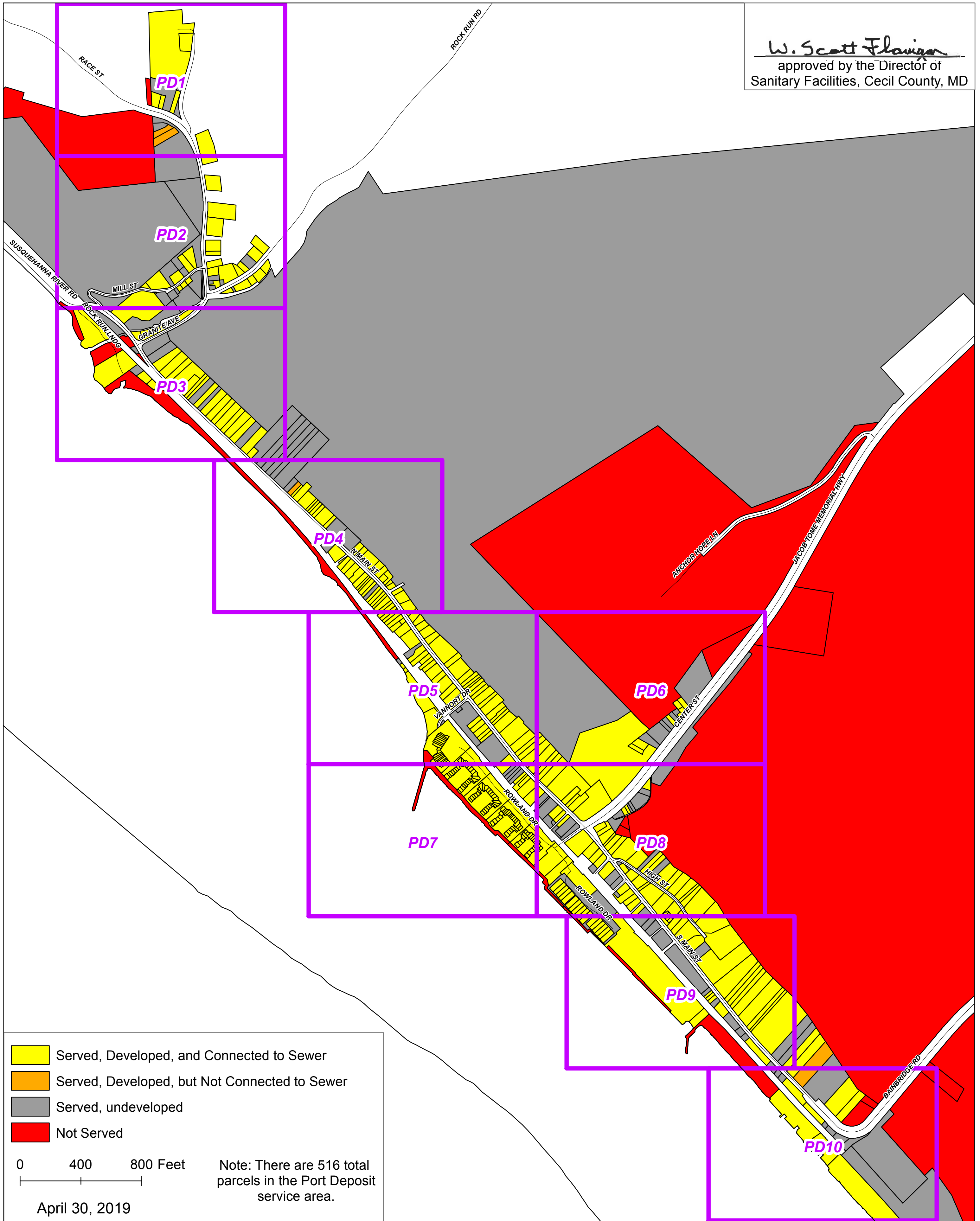



# Port Deposit- Sanitary Sewer Connection Status Map Index

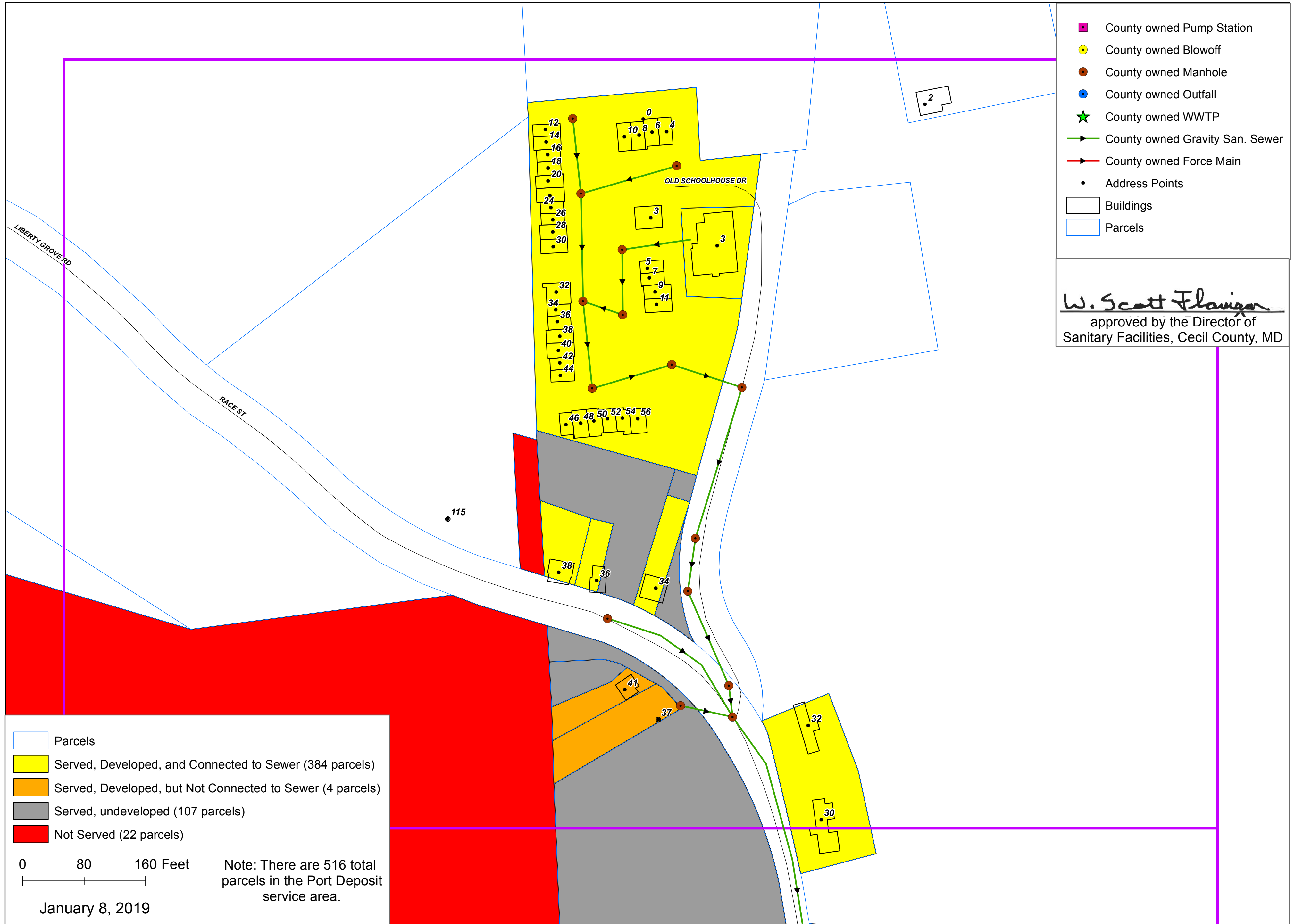



*W. Scott Flanigan*  
approved by the Director of  
Sanitary Facilities, Cecil County, MD



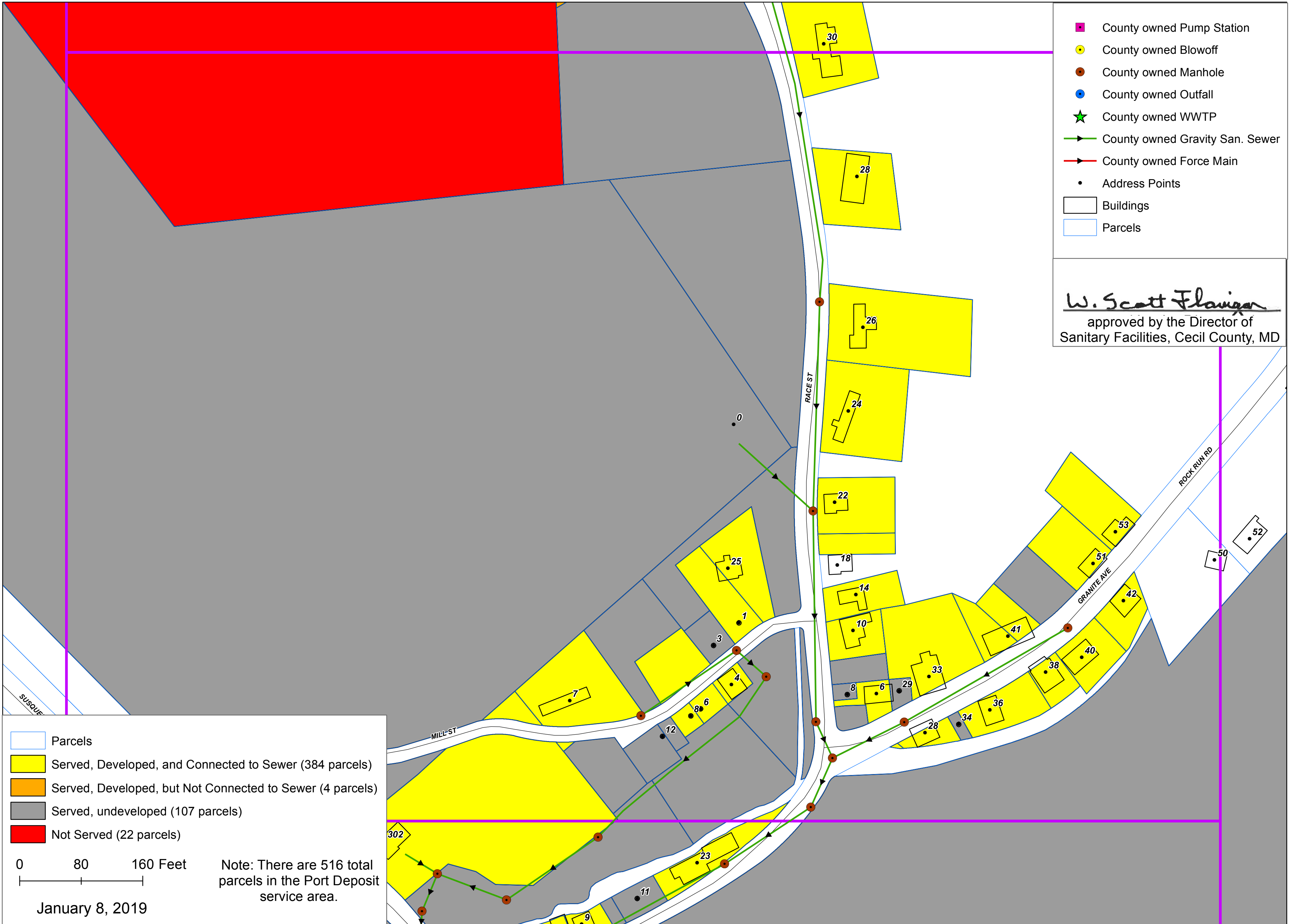


# Port Deposit - Sanitary Sewer Service Area Connection Status (page 1 of 10)





# Port Deposit - Sanitary Sewer Service Area Connection Status (page 2 of 10)

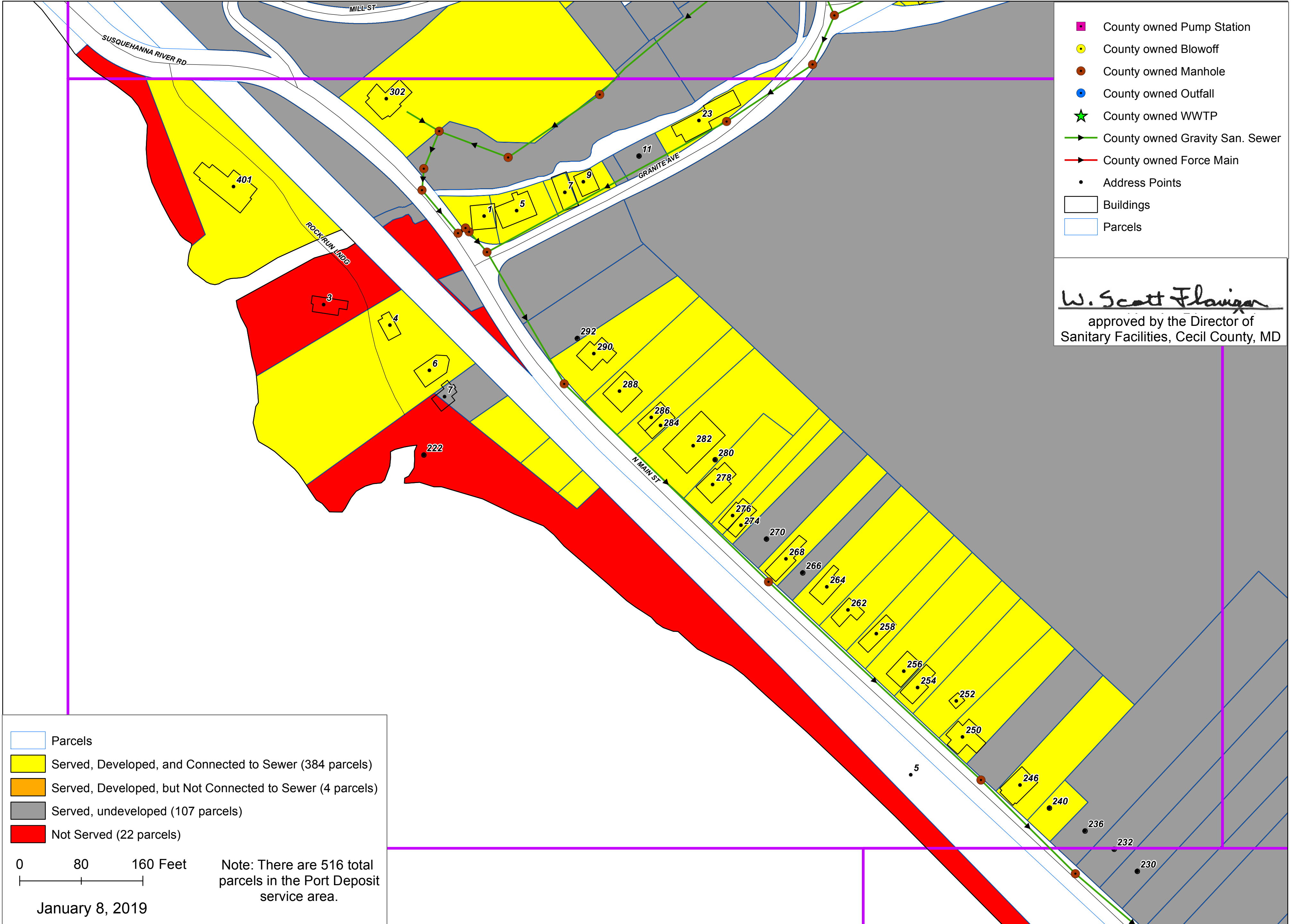






# Port Deposit - Sanitary Sewer Service Area Connection Status

(page 3 of 10)




- County owned Pump Station
- County owned Blowoff
- County owned Manhole
- County owned Outfall
- ★ County owned WWTP
- County owned Gravity San. Sewer
- County owned Force Main
- Address Points
- ▭ Buildings
- ▭ Parcels

*W. Scott Flanigan*  
 approved by the Director of  
 Sanitary Facilities, Cecil County, MD

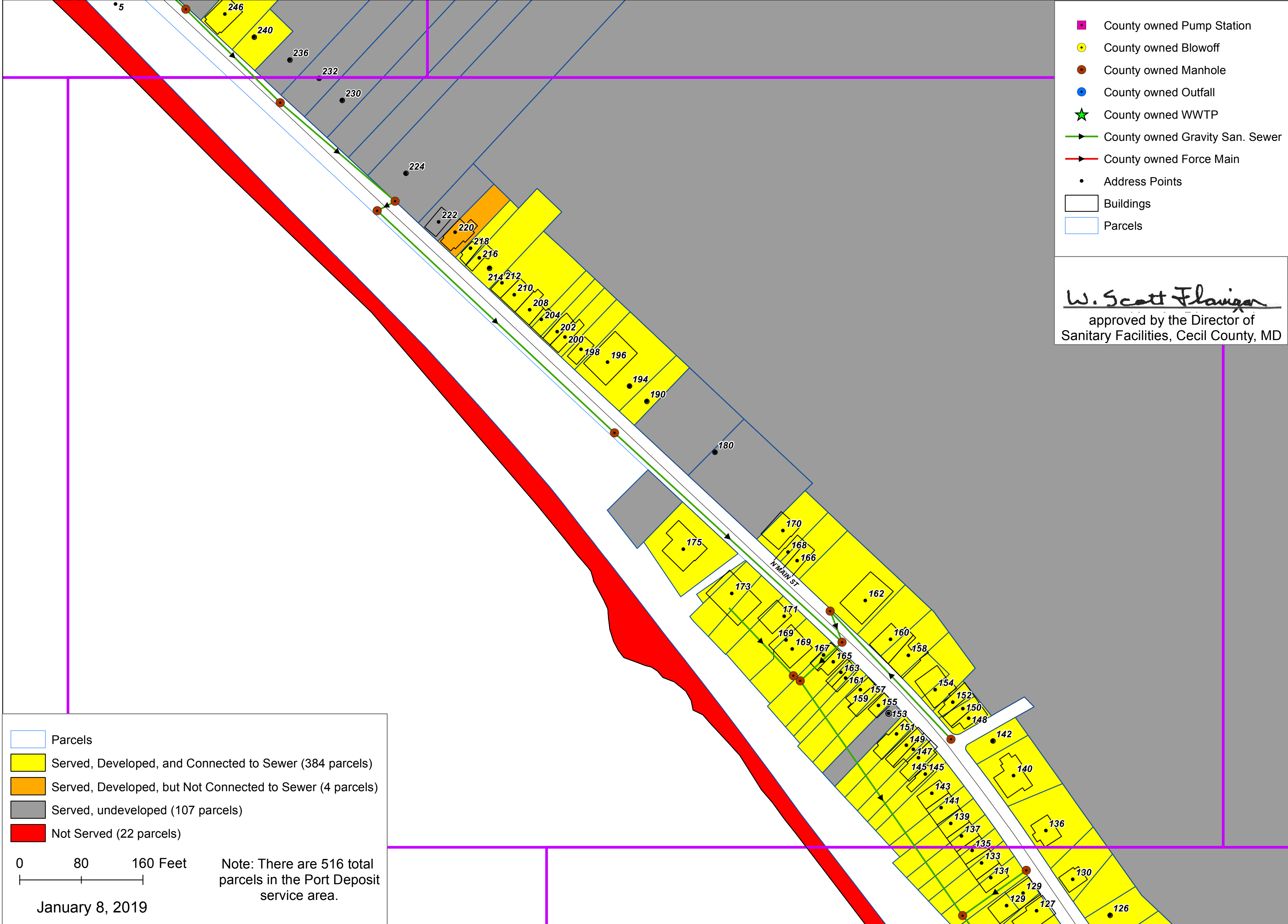
Parcels  
 Served, Developed, and Connected to Sewer (384 parcels)  
 Served, Developed, but Not Connected to Sewer (4 parcels)  
 Served, undeveloped (107 parcels)  
 Not Served (22 parcels)

0      80      160 Feet  
 ────┬───┬───  
 January 8, 2019

Note: There are 516 total parcels in the Port Deposit service area.



# Port Deposit - Sanitary Sewer Service Area Connection Status (page 4 of 10)



- County owned Pump Station
- County owned Blowoff
- County owned Manhole
- County owned Outfall
- ★ County owned WWTP
- County owned Gravity San. Sewer
- County owned Force Main
- Address Points
- Buildings
- Parcels

*W. Scott Flanigan*  
 approved by the Director of  
 Sanitary Facilities, Cecil County, MD

Parcels

Served, Developed, and Connected to Sewer (384 parcels)

Served, Developed, but Not Connected to Sewer (4 parcels)

Served, undeveloped (107 parcels)


Not Served (22 parcels)

0      80      160 Feet

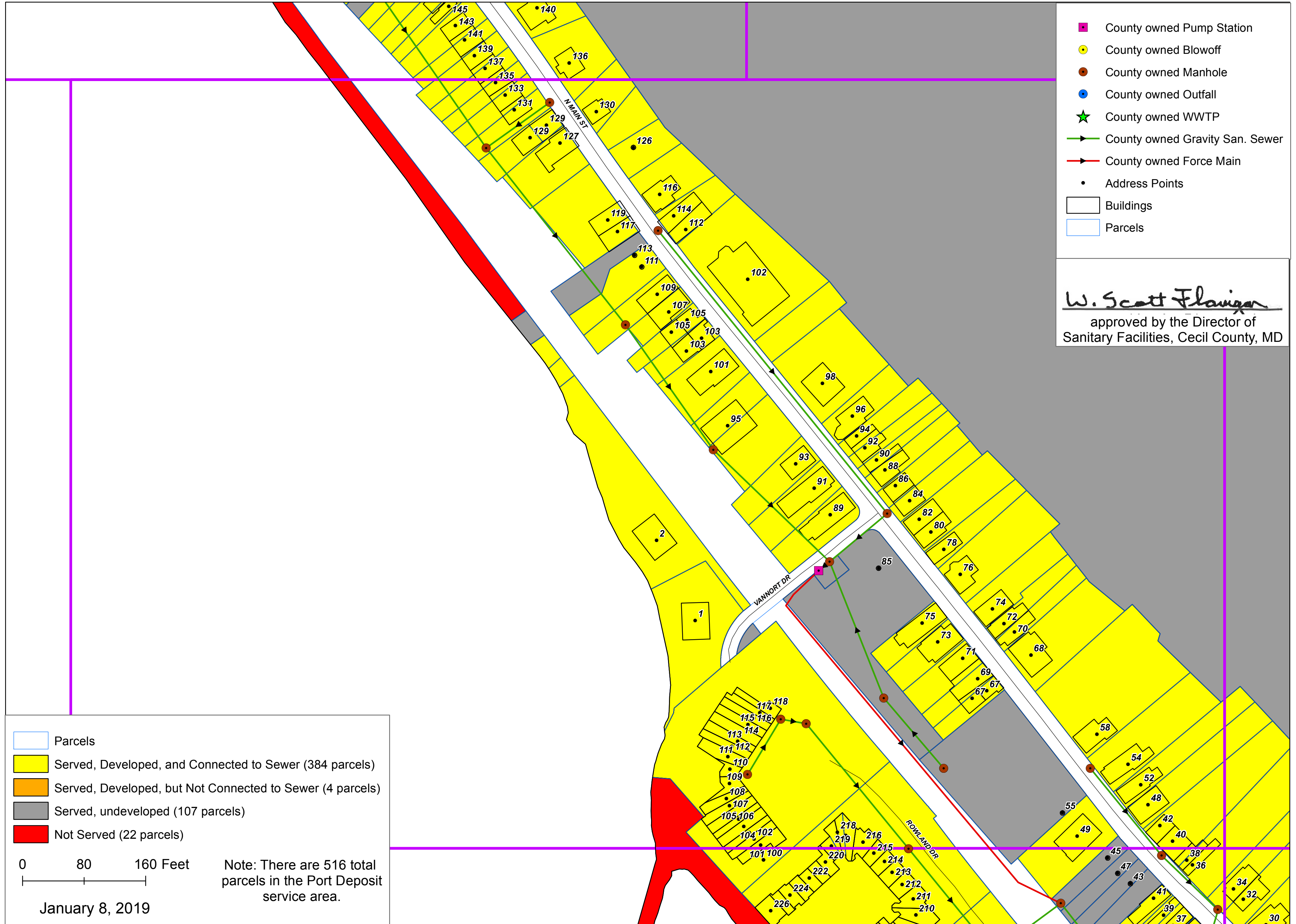
January 8, 2019


Note: There are 516 total parcels in the Port Deposit service area.



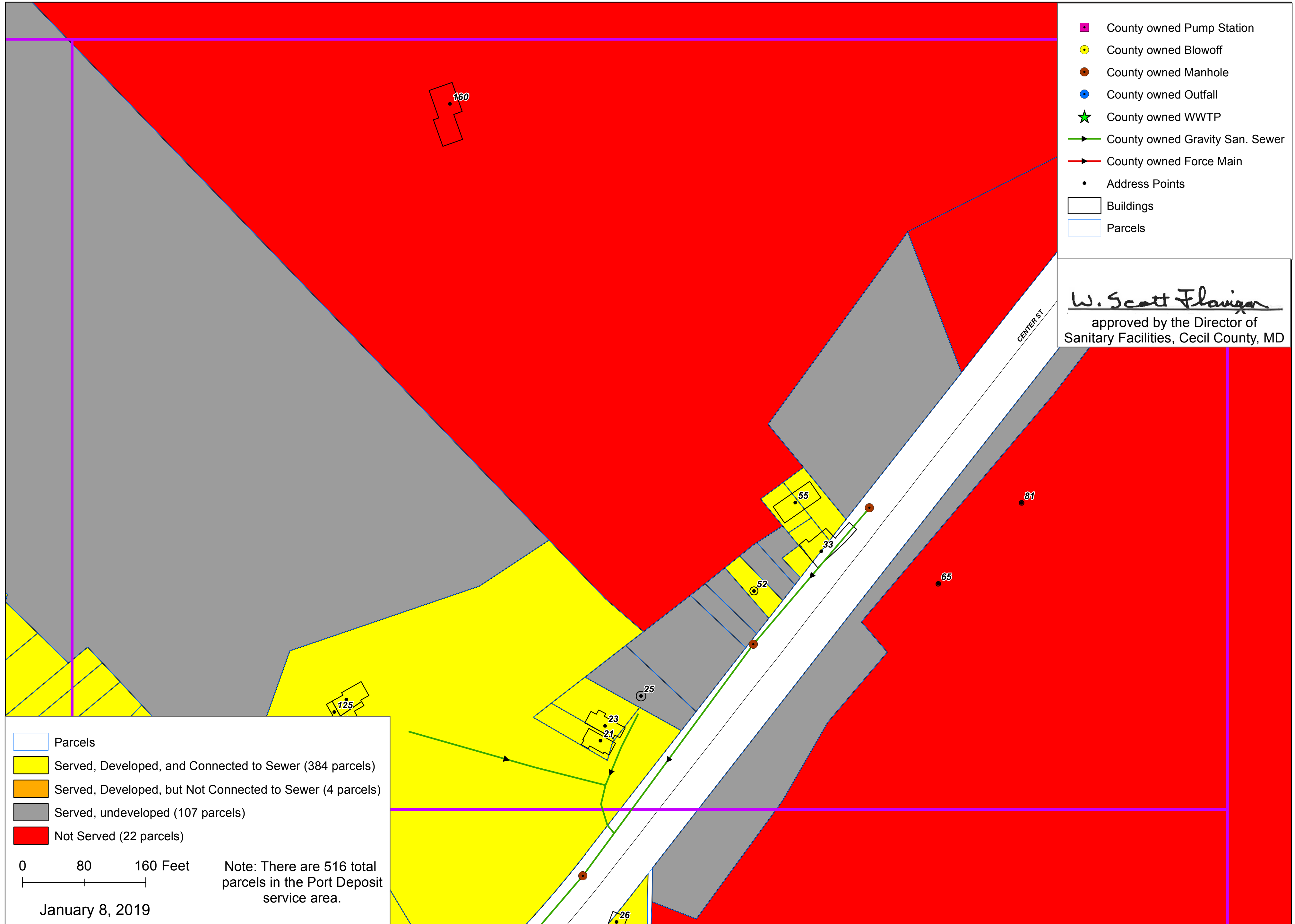


# Port Deposit - Sanitary Sewer Service Area Connection Status (page 5 of 10)





# Port Deposit - Sanitary Sewer Service Area Connection Status (page 6 of 10)



- County owned Pump Station
- County owned Blowoff
- County owned Manhole
- County owned Outfall
- ★ County owned WWTP
- ▶ County owned Gravity San. Sewer
- ▶ County owned Force Main
- Address Points
- Buildings
- Parcels

*W. Scott Flavin*  
 approved by the Director of  
 Sanitary Facilities, Cecil County, MD

- Parcels
- Served, Developed, and Connected to Sewer (384 parcels)
- Served, Developed, but Not Connected to Sewer (4 parcels)
- Served, undeveloped (107 parcels)
- Not Served (22 parcels)

0      80      160 Feet

Note: There are 516 total parcels in the Port Deposit service area.

January 8, 2019





# Port Deposit - Sanitary Sewer Service Area Connection Status (page 7 of 10)



- County owned Pump Station
- County owned Blowoff
- County owned Manhole
- County owned Outfall
- ★ County owned WWTP
- County owned Gravity San. Sewer
- County owned Force Main
- Address Points
- Buildings
- Parcels

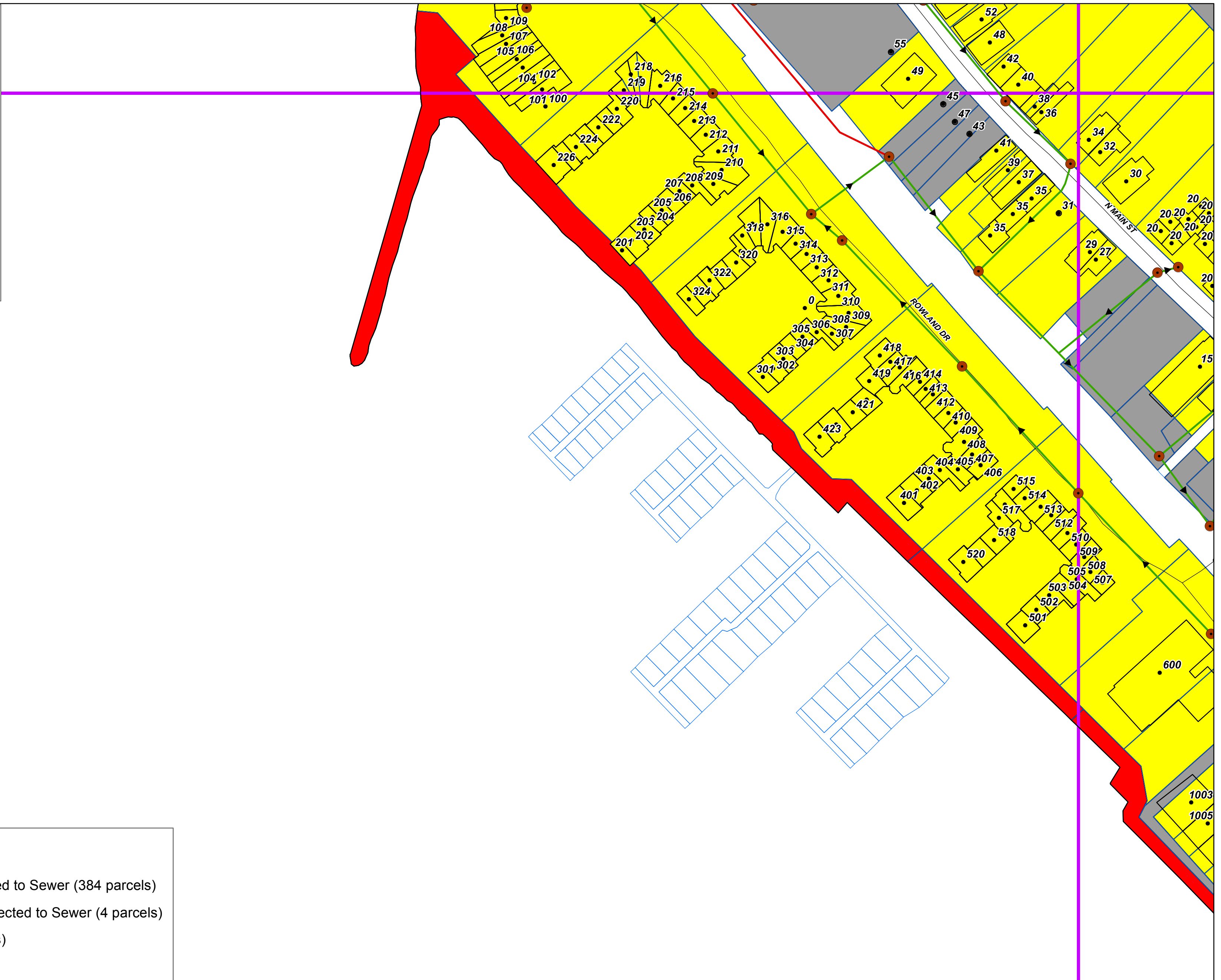
*W. Scott Flanigan*  
 approved by the Director of  
 Sanitary Facilities, Cecil County, MD

- Parcels
- Served, Developed, and Connected to Sewer (384 parcels)
- Served, Developed, but Not Connected to Sewer (4 parcels)
- Served, undeveloped (107 parcels)
- Not Served (22 parcels)


0      80      160 Feet

Note: There are 516 total parcels in the Port Deposit service area.

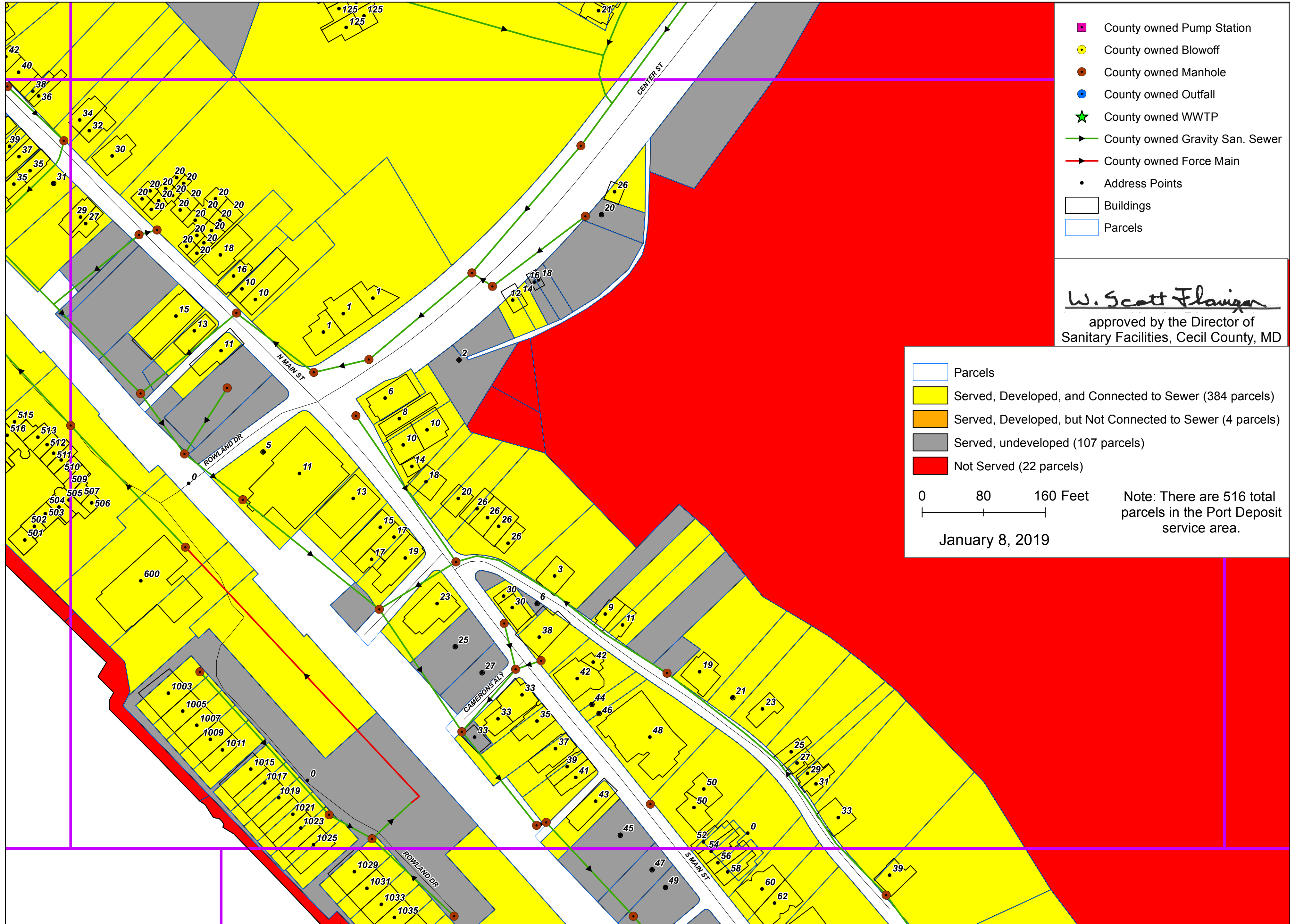
January 8, 2019







# Port Deposit - Sanitary Sewer Service Area Connection Status (page 8 of 10)




- County owned Pump Station
- County owned Blowoff
- County owned Manhole
- County owned Outfall
- ★ County owned WWTP
- County owned Gravity San. Sewer
- County owned Force Main
- Address Points
- ▭ Buildings
- ▭ Parcels

*W. Scott Flawigan*  
 approved by the Director of  
 Sanitary Facilities, Cecil County, MD

Parcels  
 Served, Developed, and Connected to Sewer (384 parcels)  
 Served, Developed, but Not Connected to Sewer (4 parcels)  
 Served, undeveloped (107 parcels)  
 Not Served (22 parcels)

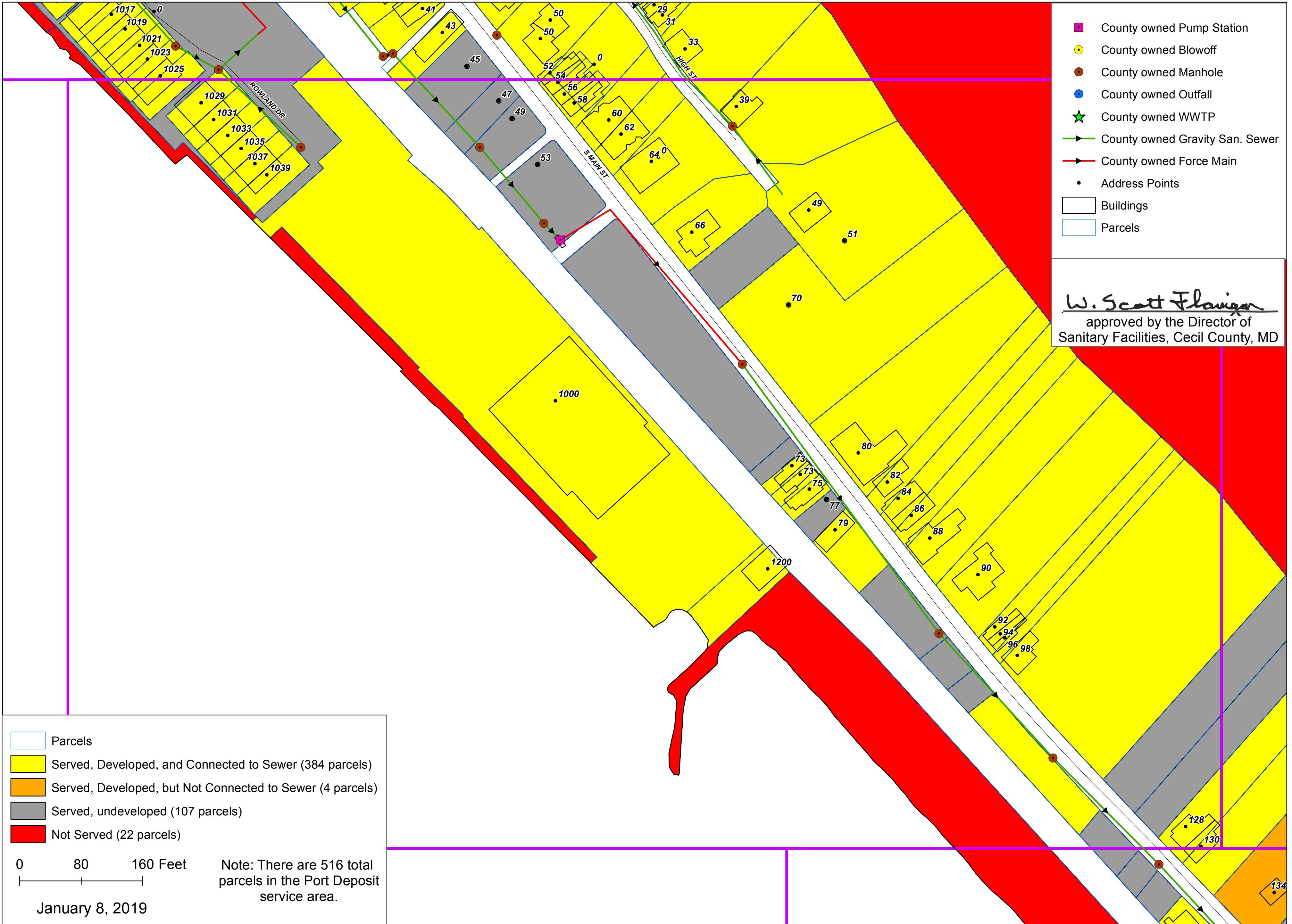
0      80      160 Feet  
 ───────────  
 January 8, 2019

Note: There are 516 total parcels in the Port Deposit service area.



# Port Deposit - Sanitary Sewer Service Area Connection Status

(page 9 of 10)



- County owned Pump Station
- County owned Blowoff
- County owned Manhole
- County owned Outfall
- ★ County owned WWTP
- County owned Gravity San. Sewer
- County owned Force Main
- Address Points
- ▭ Buildings
- ▭ Parcels


*W. Scott Flawigan*  
 approved by the Director of  
 Sanitary Facilities, Cecil County, MD

Parcels  
 Served, Developed, and Connected to Sewer (384 parcels)  
 Served, Developed, but Not Connected to Sewer (4 parcels)  
 Served, undeveloped (107 parcels)  
 Not Served (22 parcels)

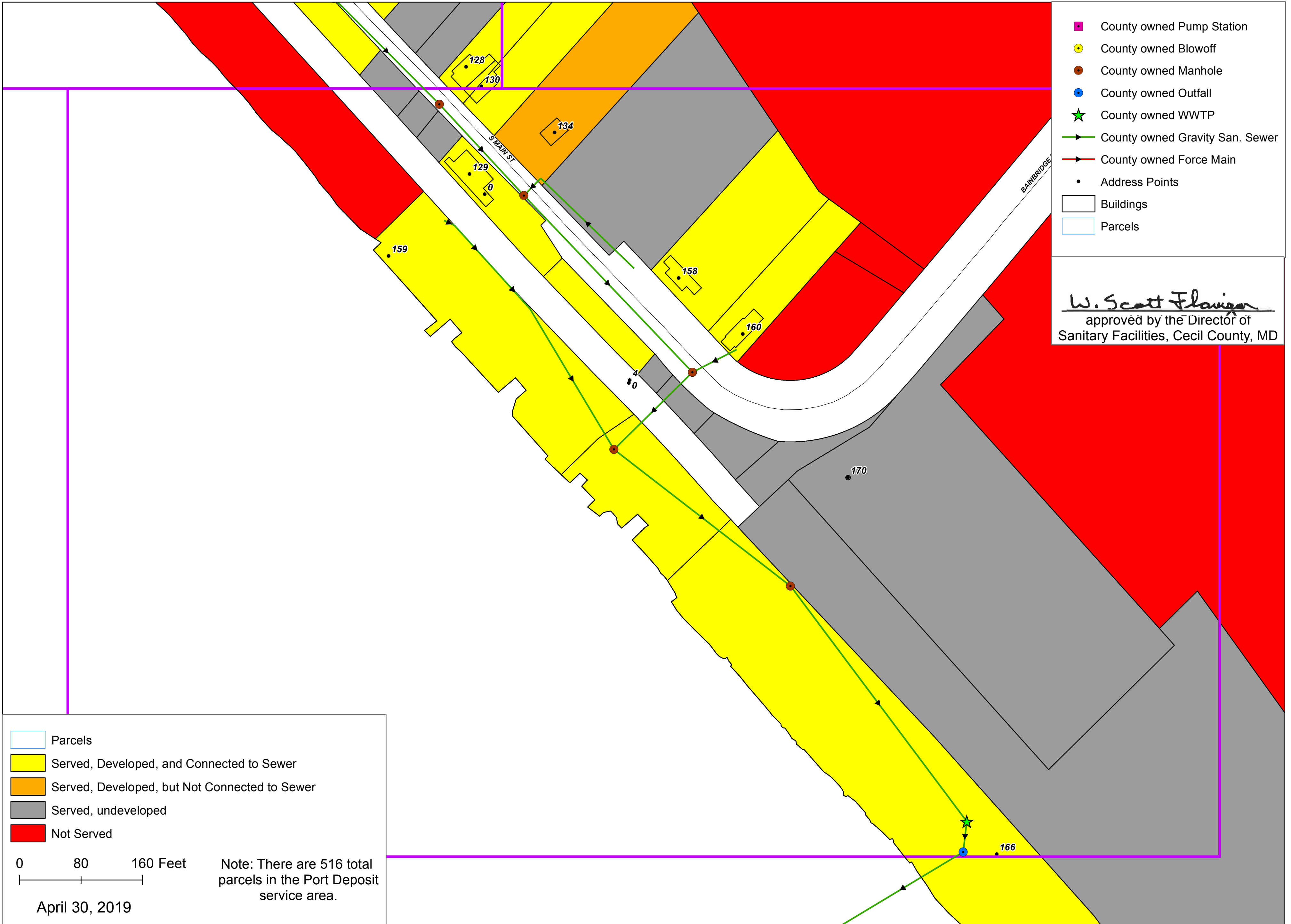
0      80      160 Feet  
 ───────────  
 January 8, 2019

Note: There are 516 total parcels in the Port Deposit service area.





# Port Deposit - Sanitary Sewer Service Area Connection Status (page 10 of 10)



- County owned Pump Station
- County owned Blowoff
- County owned Manhole
- County owned Outfall
- County owned WWTP
- County owned Gravity San. Sewer
- County owned Force Main
- Address Points
- Buildings
- Parcels

*W. Scott Flauger*  
 approved by the Director of  
 Sanitary Facilities, Cecil County, MD

Parcels

Served, Developed, and Connected to Sewer

Served, Developed, but Not Connected to Sewer

Served, undeveloped

Not Served

0    80    160 Feet

April 30, 2019

Note: There are 516 total parcels in the Port Deposit service area.